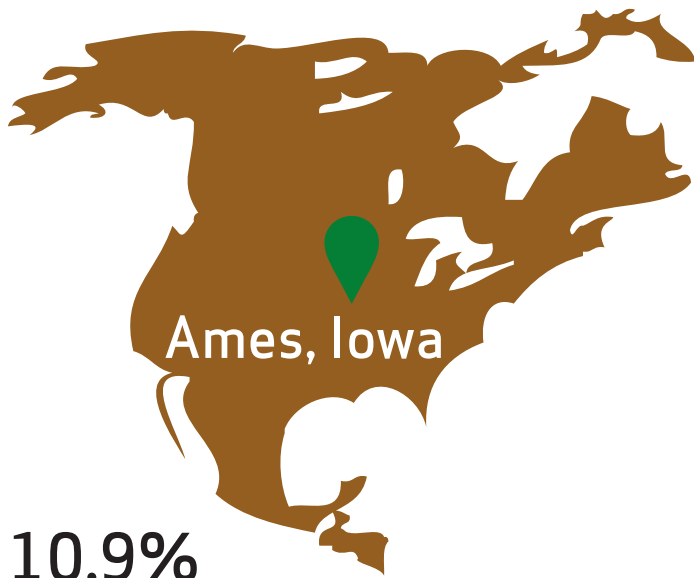


WHO IS IN AMES? OUR COMMUNITY



10.9%
are foreign born

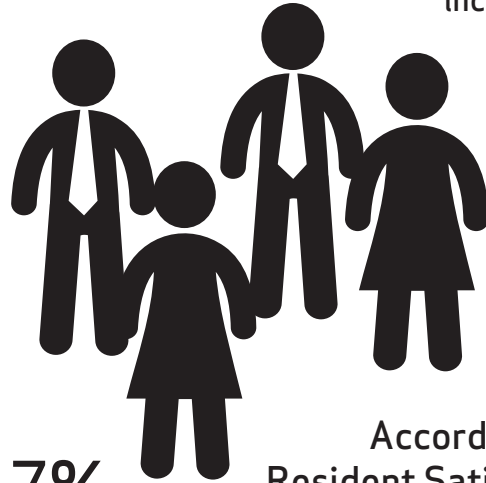
The poverty rate is
26%
Most common racial
or ethnic group
living below the
poverty line is White



The **5** largest
ethnic groups are:

White (non-Hispanic)	78.3%
Asian (non-Hispanic)	10.1%
Two+ (non-Hispanic)	4.19%
Hispanic	3.89%
Black or African American (Non-Hispanic)	3.18%

Population **66,000**
including ISU students




30,432
ISU students
as of Fall 2024

69%
are off campus

10.7%
are age 65
or older

According to the Ames
Resident Satisfaction survey
80%
feel they belong in Ames

The average
age is
23



The median
household income is
\$60K

42.9%
are homeowners



13.4%
speak a language other
than English at home

Languages and dialects
spoken in Ames according
to school district reports:
58
including Chinese, Spanish,
Ukrainian, Haitian Creole/
French, Arabic, Tamil, and Hindi

Who is in Ames? Our Community

Population

66,000 including ISU students

30,432 ISU students as of Fall 2024

69% are off campus

10.7% are age 65 or older

10.9 % are foreign born

The average age is 23

According to the Ames Resident Satisfaction survey 80% feel they belong in Ames

The median household income is 60,000 and 42.9% are homeowners

The poverty rate is 26% and the most common racial or ethnic group living below the poverty line is White.

The five largest ethnic groups are:

White (non-Hispanic) 78.3%

Asian (non-Hispanic) 10.1%

Two or more (non-Hispanic) 4.19%

Hispanic 3.89%

Black or African American (non-Hispanic) 3.18%

Languages

Languages and dialects spoken in Ames according to school district reports are 58 including Chinese, Spanish, Ukrainian, Haitian Creole/French, Arabic, Tamil and Hindi.

13.4 % speak a language other than English at home