







# Recommended Native Prairie Plants

(Full-Part Sun)










Native Flowers (Forbs)	Picture	Color	Characteristics
Aromatic Aster		Blue/Pink	2 ft., blooms fall
Bottle Gentian		Blue	1 ft, novel purple flowers, blooms fall
Great Blue Lobelia		Blue	1-3ft, blooms summer, early fall
Hoary Vervain		Blue	2-3ft, bloom summer
Butterfly Milkweed		Orange	1-4 ft, emerges late spring; no milky sap, nice compact vegetation
Leadplant		Purple	1-3 ft., shrub-like, colorful, spiked flowers, blooms summer
Pale Purple Coneflower		Purple	4 ft, needs to be planted near other plants, long and thin stems, blooms summer
Prairie Blazing Star		Purple	2-5 ft, for moist soils, tall stalks, blooms summer, early fall
Purple Prairie Clover		Purple	1-1.5 ft., small flowers ring cylinder, blooms late spring, summer

## Recommended Native Prairie Plants (Full-Part Sun)

Native Flowers (Forbs)	Picture	Color	Characteristics
Rough Blazingstar		Purple	2-3.5 ft., small composite at top of stalk, blooms early fall
Silky Aster		Purple	1-2 ft, loved by rabbits, blooms fall
Wild Bergamot		Purple	3 ft., loved by butterflies, blooms summer
Columbine		Pink	1-2 ft, orange flower stalk may add 1 ft
Large-flowered Beardtongue		Pink	2 ft. showy flowers, blooms early summer
Prairie Phlox		Pink	1-3ft, blooms late spring
Prairie Smoke		Pink	1 ft, makes a good border, nice compact plant, blooms spring
Shooting Star		Pink	8-24in







# Recommended Native Prairie Plants









(Full-Part Sun)

Native Flowers (Forbs)	Picture	Color	Characteristics
Cream Gentian		White	1-2 ft., tube-like flowers, blooms late summer
Culver's Root		White	3-6 ft, can get tall; for moderately moist soils
False Boneset		White	1-3 ft., unbranched except near apex, blooms early fall
Mountain Mint		White	1-3 ft, for moist soils
Nodding Onion		White	1-2 ft, for moderately moist soils
Black-eyed Susan		Yellow	1-3ft, biennial
Evening Primrose		Yellow	2-3 ft., blossoms open late afternoon-dusk, blooms summer
Golden Alexander		Yellow	1-3 ft, yellow dill-like flower, mod moist soils
Longheaded Coneflower		Yellow	2-3ft







# Recommended Native Prairie Plants

(Full-Part Sun)

Native Grasses	Picture	Characteristics
Prairie Dropseed		2ft, compact clump
Little Bluestem		2 ft, nice rusty color all winter grass
Fox Sedge		1-3 ft, may not tolerate drought grass
Sideoats Grama		2-3 ft, red anthers; not as tidy as little bluestem grass
<b>Native Turf Grasses</b>		
Blue Grama Grass		Perennial, warm season grass that is drought tolerant. Good for native turf. Germinates well. Can be mowed, periodically mowed or left to seed. Cute fish-like seed heads. Recommend that it be seeded along with Buffalo grass.
Buffalo Grass		Perennial, warm season grass that is drought tolerant. Good for native turf. Once established fills in wells. May be some delays in germination depending on weather conditions. Seed only from April to July. Recommend that it be seeded along with blue grama grass.

Native Plants	Picture	Color	Characteristics
Bloodroot		White	.5-1 ft., red juice in plant, blooms spring
Canada Anemone		White	1-2 ft., stalk with single flower, blooms spring-summer
Columbine		Pink	1-2 ft, orange flower stalk may add 1 ft
Common Violet		Purple	.5 ft., single blooming flower, blooms spring
Dogtooth Violet		Purple	.5 ft., single blooming flower, blooms spring
Hepatica		White	.5 ft., liver-shaped leaves, blooms early spring
Jacob's Ladder		Blue, lavender	1-2 ft., leaves arranged like a ladder, blooms mid spring, sometimes fall
Maiden Hair Fern			1-1.5 ft., delicate, leaf structure

## Recommended Native Woodland Plants (Shade)

Native Plants	Picture	Color	Characteristics
Shooting Star		White	1-2 ft., unique flower, blooms spring-early summer
Solomon's Seal		Green	1-3 ft., drooping flowers under stem, blooms late spring
Sweet William		Blue, lavender	1 ft., clustered flowers, blooms late spring
Virginia Bluebells		Blue	1 ft., flowers on stout stem, blooms mid spring
Wild Geranium		Purple	.5-1ft., blooms late spring
Wild Ginger		Maroon	.5 ft., interesting, heart-shaped leaves, blooms late spring